

# SB-PROTECT

## TECHNICAL DATA SHEET

### Product description

SB-Protect is a two-component insulating product for impregnating precious woods, marine plywood and MDF panels. Its characteristics of penetration and insulation allow to obtain surfaces that can be easily sanded and covered with one or two-component products, to create both pigmented and transparent finishes. It is recommended to use it mainly on new or perfectly renewed wood.

### Product information

Product code	W6521	
Finish	Glossy	
Colour	Colourless .000	
Solids (by volume)	ASTM D2369	40 ± 2 %
Specific gravity	UNI EN ISO 2811-1	0,95 – 0,97 g/cm <sup>3</sup>
Flash point	UNI EN ISO 13736	< 23° C
VOC (calculated average content)	ISO 11890-2/2006	677 g/l
Packaging	1 Lt	

### Application and use

#### **SURFACE PREPARATION**

**New or renewed wood:** The humidity of the wood must not exceed 18%, sand the surface thoroughly with paper n. P120 - P180, before proceeding with the application of SB-Protect, blow with clean and dry air to remove any residual sanding and dirt. The substrate must be sound, dry, free from traces of dirt, grease, resin, and old paints.



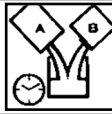


Apply the first coat of SB-PROTECT; if necessary, dilute the first coat at 15 - 20% then apply additional coats one or two hours apart until the wood is saturated. After 24 hours, sand with fine 320 - 400 paper, blow with clean, dry air and proceed with the application of the V-Shine or VB-Shine paints.

N.B. Between coats, sand with fine Scotch Brite (gray).

# SB-PROTECT

## TECHNICAL DATA SHEET

### Application data

Mixing ratio by volume		1:1
Mixing ratio by weight		
Base (comp. A)                      6521.000 Hardener (comp. B)                6521.999		50 w/w 50 w/w
Pot-life NB: do not use the product once the Pot-Life time has passed		5 h at 20 °C
Thinner/Cleaning tools		<b>6780</b> (max 10%)
Application method		
Dry film thickness	Standard range application	20 - 30 µm
	Recommended	30 µm
Wet film thickness	Standard range application	90 - 130 µm
	Recommended	130 µm
Theoretical coverage	30 µm	13,3 m <sup>2</sup> /litre
Note	The product is provided in two tins to be mixed entirely and carefully before usage. The eventual dilution must be done after mixing the two components. The physical data of two-component products are related to the components after they have been mixed together.	

# SB-PROTECT

## TECHNICAL DATA SHEET

### Drying time

Temperature °C		10		15		20		30	
		Min	Max	Min	Max	Min	Max	Min	Max
Overcoating wet on wet				1 h	2h	0,5h	1 h	0,5 h	1 h
Sanding				10 h		10 h		8 h	
Fully Cured				7 days		7 days		5 days	

**N.B.** *The drying times and the overcoating intervals increase with higher thickness of the applied film. Always check that the existing painting film is perfectly dry before applying a further product coat.*

### CONDITIONS DURING THE APPLICATION

In order to avoid the formation of condensation, the temperature of the surface should be at least 3 °C above dew point. During the application and curing the min. ambient temperature must not be lower than 15 °C or higher than 30 °C; substrate temperature must not be lower than 10°C, since curing is remarkably reduced at lower temperatures.

Application is not advisable when relative humidity exceeds 80%. The term-hygrometric survey should be carried out near the surface to be coated. Make sure there is enough ventilation when the application takes place in closed areas.

### Storage

It is recommended to avoid exposure to air and extreme temperatures. To maximize the shelf life in the can, it is good to check that the container is well closed during the storage and the temperature is between 10 °C and 35 °C. Avoid exposure to direct sunlight.

# SB-PROTECT

## TECHNICAL DATA SHEET

### Safety rules

---

Comply with the provisions set by the local health and safety at work regulations. Avoid contact with the skin, for example. Operate in well ventilated places and, if in closed areas, use vacuum cleaners, fans and air conveyors. During the application use appropriate protections (masks, gloves, glasses, etc.). Before using, read sections 7-8 of the SDS.

#### INSTRUCTIONS FOR THE DISPOSAL OF PRODUCTS AND PACKAGING

Empty packaging that contained products: Dispose of empty packaging according to the requirements of the waste disposal law, for example by taking them to the recycling center.

Packages containing the unused products: Dispose of the unused product in accordance with the law of disposal of such waste, for example by taking it to a recycling center, recycling of packaging is prohibited in this case. Do not empty into drains or watercourses. Product packaging must be kept indoor, and the temperature in the storage place must be between 10 °C and 35 °C. Do not expose to sunlight.

### Notes

---

The values indicated in the present technical sheet can have slight variations from one batch to another. The applied product must not come in contact with water, chemicals or subjected to mechanical stress before the curing is complete. The wet film thickness is referring to the undiluted product. In case of dilution, this value increases. The above information is the result of accurate laboratory tests and practical experience, however, since the product is predominantly used outside the manufacturer's control, Boero Bartolomeo S.p.A. can only guarantee their quality. The information contained in this sheet may be subject to revision by the Company. For clarification, updates or further information, it is recommended to contact Boero Bartolomeo S.p.A. directly. The present datasheet annuls and replaces every other precedent to this one.