

RESINA 3+

TECHINCAL DATA SHEET

Product description

Solvent-free structural epoxy system designed to build, protect and restore wood, fiberglass and many other substrates. Resina 3+ is a technologically advanced system that has excellent penetration, flexibility and adhesion characteristics that make it indispensable for maintenance. Wood treated with Resin 3+ is waterproofed and reinforced while maintaining its characteristics of flexibility and resistance intact. With Resina 3+ it is possible to obtain high resistance bonding, surface protection and waterproofing of the hull. Once catalyzed, it can be mixed with its additives, to obtain putties that are easy to apply and very high resistance.

Product information

Product code	W6721	
Finish	Glossy	
Colour	Transparent .001	
Solids (by volume)	ASTM D2369	100 %
Specific gravity	UNI EN ISO 2811-1	1,10 ÷ 1,15 g/cm ³
Flash point	UNI EN ISO 13736	102 °C
VOC (calculated average content)	ISO 11890-2/2006	259 g/l
Packaging	0,75 - 1,50 - 15 Lt	

Application and use

SURFACE PREPARATION

Before using with Resina 3+, the support must be dry and the moisture of the wood must not exceed 18%. All surfaces to be painted must be clean and free of contaminants. Sand down with P80-P120 paper. Before proceeding with the application of the products, blow with clean and dry air to remove any residue of sanding and dirt.

RESINA 3+

TECHINCAL DATA SHEET





APPLICATION PROCEDURE

Mix the base and hardener in a ratio of 2:1 by volume or 70:30 by weight. The duration of the catalyzed mixture is 30 minutes at 20°C. Do not dilute. Use Thinner 6610 for cleaning tools. For the waterproofing cycle, apply 3-4 coats for a final thickness of 300-400 microns.

Note: In case a greasy surface coating between one coat and the next of RESINA 3+ is formed, wash with clean hot water. The drying time of the product depends on the temperature at which the application is performed. For the preparation of the filler, add to RESINA 3+ (already catalysed) the quantity of Microsfere needed to obtain the desired viscosity.

During the crosslinking process the epoxy resin develops heat due to the chemical reaction. The amount of developed heat depends on the mixed quantity of resin and the applied thickness. For large quantities, the temperatures reached can be such as to cause burns, it is advisable to work with the maximum care, catalyzing a small quantity at a time and using low and wide containers to facilitate heat dispersion.

Application data




Mixing ratio by volume		2:1
Mixing ratio by weight Base (comp. A) 6721.000 Hardener (comp. B) 6721.999		70 w/w 30 w/w
Pot-life NB: do not use the product once the Pot-Life time has passed		30 min. at 20 °C
Application method		
Dry film thickness per coat	Standard range application	100 – 110 µm
	Recommended	100 µm
Wet film thickness per coat	Standard range application	100 – 110 µm
	Recommended	100 µm
Theoretical coverage	100 µm	10 m ² /l

RESINA 3+

TECHINCAL DATA SHEET

Notes	A perfect mixing of the two components before catalysis is recommended. Do not add solvent or other fluidifying agents.
-------	---

Drying time

Temperature °C		10		15		20		30	
		Min	Max	Min	Max	Min	Max	Min	Max
Coverage				12 h	36 h	8 h	24 h	6 h	18 h
Sanding				36 h		24 h		18 h	
Full curing				7 days		7 days		7days	

N.B. *The drying times and the overcoating intervals increase with higher thickness of the applied film. Always check that the existing painting film is perfectly dry before applying a further product coat.*

CONDITIONS DURING THE APPLICATION

In order to avoid the formation of condensation, the temperature of the surface should be at least 3 °C above dew point. During the application and curing the min. ambient temperature must not be lower than 15 °C or higher than 30 °C; substrate temperature must not be lower than 10 °C, since curing is remarkably reduced at lower temperatures. Application is not advisable when relative humidity exceeds 80%. The term-hygrometric survey should be carried out near the surface to be coated. Make sure there is enough ventilation when the application takes place in closed areas.

Storage

It is recommended to avoid exposure to air and extreme temperatures. To maximize the shelf life in the can, it is good to check that the container is well closed during the storage and the temperature is between 10 °C and 35 °C. Avoid exposure to direct sunlight.

Rev. April 2022

RESINA 3+

TECHINCAL DATA SHEET

Safety rules

Comply with the provisions set by the local health and safety at work regulations. Avoid contact with the skin, for example. Operate in well-ventilated places and, if in closed areas, use vacuum cleaners, fans and air conveyors. During the application use appropriate protections (masks, gloves, glasses, etc.). Before using, read sections 7-8 of the SDS.

INSTRUCTIONS FOR THE DISPOSAL OF PRODUCT AND PACKAGING

Empty packaging containing the product: Dispose of empty packaging according to the requirements of the waste disposal law, for example by conferring them in the recycling center. Packages containing the unused product: Dispose of the product not used in accordance with the law of disposal of such waste, for example by conferring it in a recycling center, recycling of packaging is prohibited in this case. Do not empty into drains or watercourses. The product packaging must not be exposed to the open air and must be stored at a temperature between 10 °C and 35 °C. Do not expose to the sun.

Notes

The values indicated in the present technical sheet can have slight variations from one batch to another. The applied product must not come in contact with water, chemicals or subjected to mechanical stress before the curing is complete. The wet film thickness is referring to the undiluted product. In case of dilution, this value increases. The above information is the result of accurate laboratory tests and practical experience, however, since the product is predominantly used outside the manufacturer's control, Boero Bartolomeo S.p.A. can only guarantee their quality. The information contained in this sheet may be subject to revision by the Company. For clarification, updates or further information, it is recommended to contact Boero Bartolomeo S.p.A. directly. The present datasheet annuls and replaces every other precedent to this one.