

Sea-Hub 5G - WiFi/5G Router Dual Sim


Code: PF AN NWIFI20

This guide contains information on powering options supported by the Sea-Hub 5G router.

Power socket

The router has a 4 pin power socket and can be powered by a 9-50 VDC power supply unit (PSU). Refer to the image below for the power socket's pinout information:

No.	Description	Wire color
1	Power	Red
2	Ground	Black
3	Input	Green
4	Output	White




If you decide not to use the standard 9 VDC wall adapter and want to power the device from a higher voltage (15-50 VDC), please make sure that you choose a power supply of high quality. Some power supplies can produce voltage peaks significantly higher than the declared output voltage, especially during connection and disconnection.

While the device is designed to accept input voltage of up to 50 VDC peaks, high voltage power supplies can harm the device. If you want to use high voltage power supplies it is recommended to also use additional safety equipment to suppress voltage peaks from the power supply.

Passive PoE



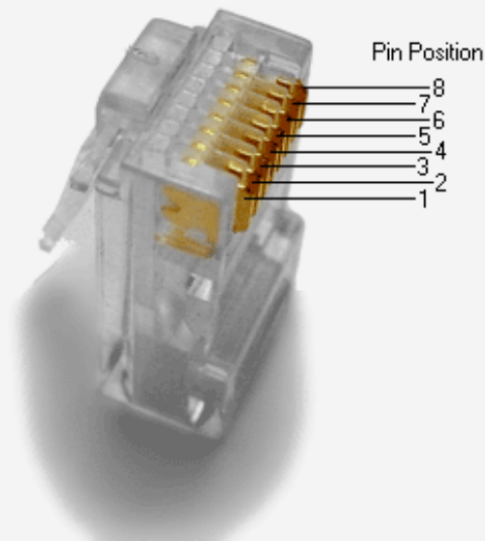














The device may also be powered by an Ethernet cable via the LAN1 port:
(Do not use in other ports!)



- The device is NOT COMPLIANT with the IEEE 802.3af-2003 standard: powering the device from an IEEE 802.3af-2003 power supply will damage the device as it is not rated for input voltages of the PoE standard.

- The device is NOT COMPLIANT with the IEEE 802.3at standard: it cannot power other devices over Ethernet.

RJ45 pinout:

Pin	Signal ID	T568A Color	T568B Color	Pins on plug face (socket is reversed)
1	TX+	 white/green stripe	 white/orange stripe	
2	TX-	 green solid	 orange solid	
3	RX+	 white/orange stripe	 white/green stripe	
4		 blue solid	 blue solid	
5	7-30 VDC	 white/blue stripe	 white/blue stripe	
6	RX-	 orange solid	 green solid	
7	GROUND	 white/brown stripe	 white/brown stripe	
8	GROUND	 brown solid	 brown solid	

Simultaneous powering

The router can be powered from a power socket and over Ethernet simultaneously. The power socket has higher priority meaning that the device will draw power from the power socket as long as it is available.

When the device is switching from one power source to another it loses power for a fraction of a second and may reboot. The device will function correctly after the reboot.

Accessories

PI-3

Cigarette lighter power supply



Input voltage	9-30 VDC
Input connector	12/24 VDC
Output connector	4-pin, 3mm pitch
Maximum current	2 A
Input protection	Fuse
Cable	2x0.5mm ² , 1500 mm
LED indicator	Yes
RoHS Compliant	Yes

Code: PF AC AMP04

PI-4

Power cable with 4-way screw terminal



Input connector	4-way screw terminal
Output connector	4-pin, 3mm pitch
Cable	4x0.129 mm ² (26 AWG), 2000 mm
RoHS Compliant	Yes
Color coding:	Red = Power + Black = Ground - Green = Input/Output/NC White = Input/Output/NC

Code: PF AC AMP05