

## Aquila 28 MCC Specifications

Length overall	9.38 M / 30' 9"
Hull length	8.6 M / 28' 2"
Beam	2.96 M / 9' 8.5"
Hull draft (motors up)	0.34 M / 1' 1.2"
Hull draft (motors down)	0.77 M / 2' 6"
Bridgedeck clearance	0.32 M / 1' 0.5"
Trailer height (excluding electronics and trailer)	3.37 M / 11' 0.5"
Dry weight (with dual 150 HP outboard engines)	2,797 KG / 6,166 LB

## Tankage

Fuel tank (approx.)	2X 285 = 570 L / 2X 75 = 150 GAL
Fishbox capacity (2 fish boxes)	2X 356 = 712 L / 2X 94 = 188 GAL
Removable Livewell capacity (option)	113 L / 30 GAL
Freshwater capacity (option)	40 L / 10.6 GAL

## CE Certification

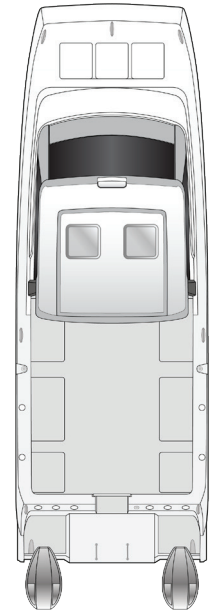
CE Category: B, C & D

## Propulsion

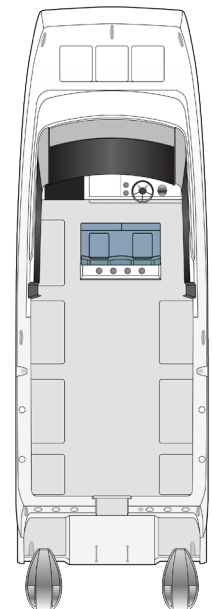
Standard	2X 150 HP (300 HP total)
Optional	2X 200 HP (400 HP total)

## Features

- Proven and tested hull design from Hawaiian waters offering best in class offshore handling capabilities
- Highest tunnel clearance in class offering better air cushion and reduced hull noise when fishing/trolling
- Designed for comfort and dry ride offshore with an excellent aft area for various forms of fishing, diving or other water sport activities
- Class leading deck space for fishing and entertainment
- Quality electric including AGM batteries as standard



STANDARD  
MAIN DECK W/ TOP



STANDARD  
MAIN DECK

## Hull Features

Aquila Protection Plan: 5 Year hull/deck structural warranty  
 White gelcoat  
 Vinyl ester resin infused hull, deck, cockpit floor and bulkheads  
 Infused fiberglass structural grid  
 Bow eye 316L stainless steel  
 Integrated transom walkthrough between engines  
 Rub Rail: High density PVC with solid 316 stainless steel insert  
 Four (4) separated compartments in each hull which can be individually drained or completely isolated  
 Designated below deck rigging conduits  
 Stainless steel drain plugs in each hull at transom

## Deck Features

Rub rail with solid 316 stainless steel insert  
 Molded one piece deck and cockpit liner with non-skid pattern area  
 Flush mounted integral anchor locker with fiberglass lid  
 Flush mounted lockers on port and starboard side of anchor locker with fiberglass lid  
 One (1) bow fixed cleat 8" / bollard  
 Two (2) bow 8" pop up cleats  
 Two (2) stern 8" pop up cleats  
 Two (2) through bolted 8" pop up midship cleats  
 Transom stainless steel rails bolted to deck for ease of water access with anchorage for optional swim ladder or optional sled  
 Bolster foam installed on gunwale aft of cuddy  
 Deck access fiberglass storage locker on port and starboard side of helm console for dry storage  
 Designated fiberglass deck access lockers for easy access to aluminum fuel tanks  
 Port and starboard aft cockpit floor access to mechanical area  
 Centrally located aft cockpit drop in door  
 Raw water outlet in cockpit with hose

## Cuddy Features

Fiberglass hardtop with dedicated radar, antenna and spotlight locations  
 Lightly tinted laminated glass windshield  
 Lightly tinted perspex side windows with integrated sliding opening windows  
 Tilt up LED anchor/running light  
 Port and starboard LED running lights  
 Electrical 12v horn recessed mounted  
 Aft recessed mounted spreader lights (2) to light up aft deck area  
 Rod holders (6) moved to aft when purchasing extended canopy option  
 Drink holders (5) located behind helm seats  
 Custom designed helm seating at helm for two (2)  
 Molded helm seat console with drink holders (2)  
 Stainless steel 316L grab rail at helm console  
 Integrated hatches allowing easy access to batteries, and electrical connections  
 Overhead 12v switch light  
 Two (2) opening deck hatches  
 Access door to cuddy  
 Hinged floor to allow porta potti location and/or additional storage  
 Bunk with cushion across front of cuddy  
 Small storage area under bunk  
 Easy access to electrical, throttle and steering controls for maintenance  
 Molded floor  
 Designated push button reset 12v fuse panel

Designated push button reset 12v fuse panel  
 Cover to protect electrical connections  
 Overhead light in cuddy

## Fishing Features

Under gunwale shelf storage (port and starboard)  
 Designated fiberglass fish boxes (2 x 94 GAL each), insulated and diaphragm pumps with overboard discharge (port and starboard)  
 Six (6) stainless steel vertical rod holders in transom  
 Gunwales ready to receive up to four (4) rod holders per side (specify on option sheet)  
 Reinforcement for outrigger gunwale holder (to be installed by dealer or buyer)

## Helm

316L stainless steel steering wheel with control knob on tilt helm  
 12v switch panel with push button switches  
 Compass  
 Bilge pump red indicator light  
 Integrated glove box with 12v outlet (1) and USB charger (1)  
 Dedicated rocker switches for navigation lights and pumps  
 Cup holders (2)  
 Storage troughs in front of steering wheel and on top of dash board  
 Mercury digital SmartCraft gauges (1 per engine)

## Electrical Systems

All wires run through PVC conduits for ease of rigging  
 Dedicated battery switches located under helm seat  
 Three (3) AGM battery system: port engine (1), starboard engine (1), and house (1)  
 Custom built FRP battery tray for house and starter batteries  
 Electronics fuse push to reset fuse panel  
 One (1) 12v outlet with a total of three (3) USB chargers

## Mechanical Space

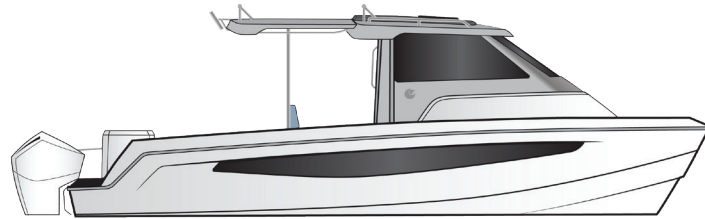
Molded hatch with gasket for easy access  
 Each hull with 750 gph bilge pump with red indicator light at helm  
 Raw water washdown pump with filter and hose  
 Macerator pumps (2) for fish boxes  
 Mercury power steering pump  
 Valve for draining each individual hull compartment

## Fuel System

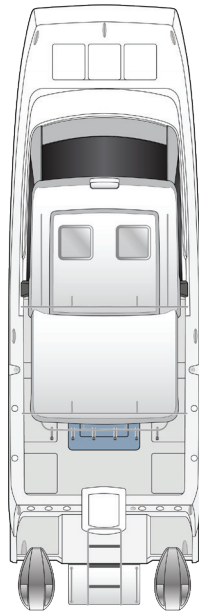
Molded hatch (2) on deck with compression latches for easy access to tank fittings  
 EPA compliant custom aluminum 75 gallon fuel tanks (2) with engine pickups, shut off valves, digital level indicator and deck fuel plates (2)  
 Two (2) Mercury water separating fuel filters

## AVAILABLE PACKAGES

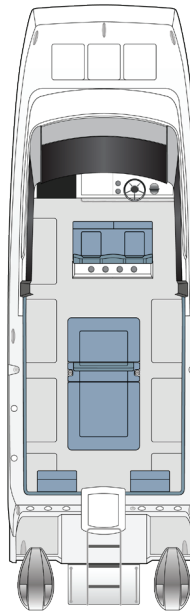
*\*More options available than shown. For a full listing please review with sales consultant.*



**EXTENDED SUN CANOPY**



**OPTION MAIN DECK  
W/ TOP AND CANOPY**



**OPTION  
MAIN DECK**

