

Choosing your liferaft



Choosing a liferaft should be a matter of informed choice rather than merely complying with a regulation. This is what to look for :

• Materials/buoyancy tubes : the double chamber is a Plastimo exclusivity

(air chamber within an envelope), used on all our liferaft models. Plastimo has selected a 1100 Decitex PVC for the outer envelope because it offers extreme resistance to abrasion. The inner chamber is constructed from an outstanding polyurethane sheet which guarantees an absolute water and airtightness, and offers an astonishing stretching capacity of 500 %.



• **Instructions for use**
Pictogrammes printed clearly on buoyancy tubes

• Double floor

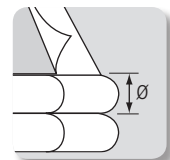
Aluminium coated insulating foam.

Cruiser std, Coastal ISO	Single floor
Cruiser ORC, Transocean ISO-ISAF	Double floor



• Buoyancy tube diameter

Upper and lower tubes are totally independent on all Plastimo liferafts.



4-man	6-man	8-man	10-man	12-man
2 x Ø 21 cm	2 x Ø 23 cm	2 x Ø 26 cm	2 x Ø 28 cm	2 x Ø 29 cm

• Floating anchor

Liferaft	Anchor size	Anchor line
Cruiser	1 x 0.40 m ²	10 m
Coastal ISO	1 x 0.67 m ²	30 m
Transocean ISO-ISAF	1 x 0.67 m ²	30 m



• **Lighting**
Lithium-powered light on the top of the canopy.
Lifespan : about 12 hours.



Liferaft	Outside light on canopy	Inside light
Cruiser	-	-
Coastal ISO	0.75 cd – SOLAS. Automatic activation.	-
Transocean ISO-ISAF	4.3 cd – SOLAS. Automatic activation.	0.5 cd – SOLAS. Automatic activation.

• Arch tube



Cruiser	Automatic inflation, simultaneously with tubes.
Coastal ISO	Fibreglass rod supports canopy, manual set-up.
Transocean ISO-ISAF	Automatic inflation, simultaneously with tubes. An anti-return valve guarantees sufficient buoyancy in the arch tube, in case a puncture would occur in the upper tube.

• Signalling means and visibility


High visibility yellow buoyancy tubes.
Fluorescent orange canopy.

Liferaft	Retro-reflecting stripes
Cruiser	300 cm ²
Coastal ISO	900 cm ² canopy + 600 cm ² bottom
Transocean ISO-ISAF	900 cm ² canopy + 600 cm ² bottom

• Boarding

Very large opening to facilitate access directly from the boat.

Cruiser	1 outside rope ladder
Coastal ISO	1 webbing reversible ladder + inside grab handle.
Transocean ISO	1 webbing reversible ladder, weighted, + inside grab handle (2 ladders on 10-man raft).
Transocean ISAF	1 boarding ramp + inside grab handle (1 boarding ramp + 1 ladder on 10-man rafts).
All 12-man liferafts	1 boarding ramp + 1 ladder



• Inflation temperature range


Although not visible, this criterion is essential : passage-makers and round the world racers must pay a particular attention to selecting the right liferaft, with a firing system and bottle capacity that is designed to perform at best in the specific geographic areas where they sail.

Liferaft	Inflation temperature range	
	0° to +65° C	-15° C to +65° C
Cruiser & Coastal ISO	✓	-
Transocean ISO-ISAF	✓	✓

• Patented* firing head

Developed by Plastimo engineers and used on all our liferaft models, this firing head is actuated by hand (10 %) and by gas pressure (90 %) ; even a child or an incapacitated person can blow a liferaft open.

*Patents no. 89 4029 15.5 and 88 14 054.



6-man Transocean ISAF

• Ballast pockets

Liferaft	4-man	6-man	8-man	10-man	12-man	Capacity per pocket
	Number of ballast pockets					
Cruiser	3	3	4	-	-	30 litres
Coastal ISO	4	4	4	4	-	55 litres
Transocean ISO-ISAF	4	4	4	5	6	55 litres