



Next Generation Performance Cruising





The J/45 is an exciting, new offshore sailing yacht, designed and built for the sea by dedicated, lifelong sailors. Leading edge hull design meets refined interior design to raise the bar on cruising comfort and performance like no J before it. Great boats don't happen overnight. They evolve from the joint experiences of designer, builder and owners to become state-of-the-art.

The J/45 is such a yacht - building upon the experience of 15,000+ J/Boats built since 1977 that have taken their owners to the far reaches of the planet. J owners are passionate about their boats, and J cruising designs are highly sought-after by experienced sailors. The J/45 fulfills the need for a modern, offshore-capable yacht that's exceptionally comfortable, fast, and easy to sail.



COMFORT AT SEA AND AT ANCHOR

The J/45's sea-kindliness is built in. The advanced composite construction, easily driven hull shape, and low center-of-gravity provide the stability and smooth sailing motion normally seen in only larger yachts. Quality matters and the J/45 makes no compromise when it comes to critical components like the composite materials, keel, spars, winches and deck hardware, that all contribute to a comfortable motion while sailing. This is an investment grade yacht that won't require a professional crew to sail, handle or maintain.

Comfort at sea is also a function of how much "effort" is exerted by the crew. With the J/45, the same main and jib combination that performs in 6 knots of wind can be "depowered" to perform in 20+ knots - no sail change needed. This reduces crew work by 50% compared to the constant sail-changing needed to propel heavier, slower cruisers. The J/45's exceptional light air sailing capability also means less engine time and a longer cruising range between stops.

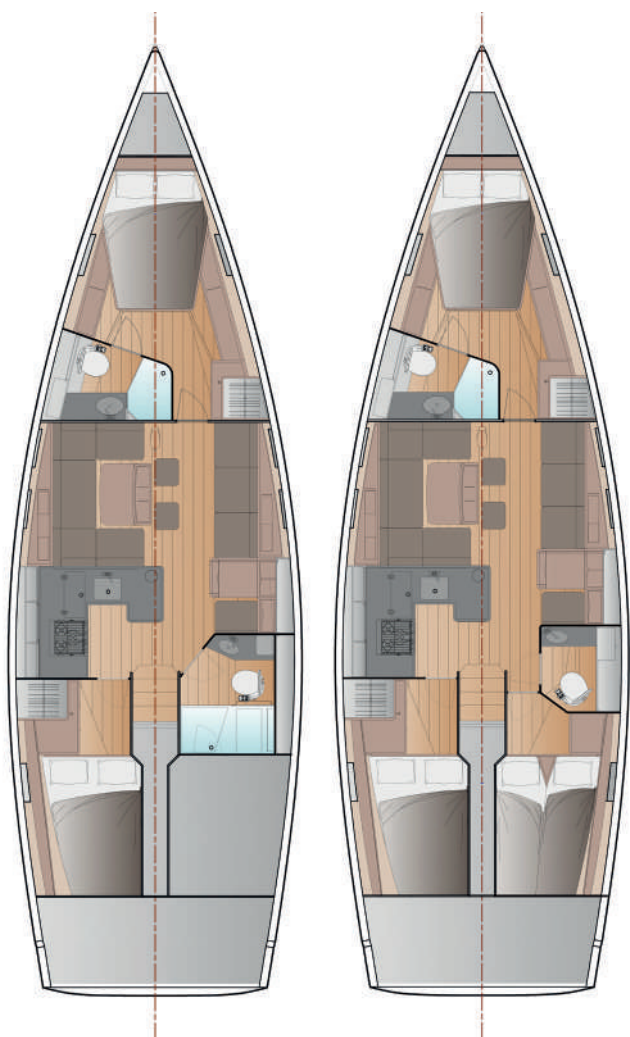
And WOW does she sail! The J/45's feather-light touch on the helm and easy reach of the sail controls delivers pure enjoyment as you sail in perfect balance through the waves while everyone else aboard relaxes. The J/45 can be sailed solo or double, cruised with 2-3 couples or a large family, and pleasure-sailed or raced with room for the whole crew.





REFINED INTERIOR DESIGN


The J/45 breaks new ground for interior style and comfort with Isabelle Racoupeau's beautifully designed and finished interior – perfectly befitting the newest cruising J. Owners may choose from a two cabin/two head or a three cabin/two head interior arrangement. One can further personalize the interior finish with two choices of wood and extensive upholstery options. A wide range of onboard systems and amenities are available (air-conditioning, heating, sound system, etc.) to enhance live-aboard comfort.







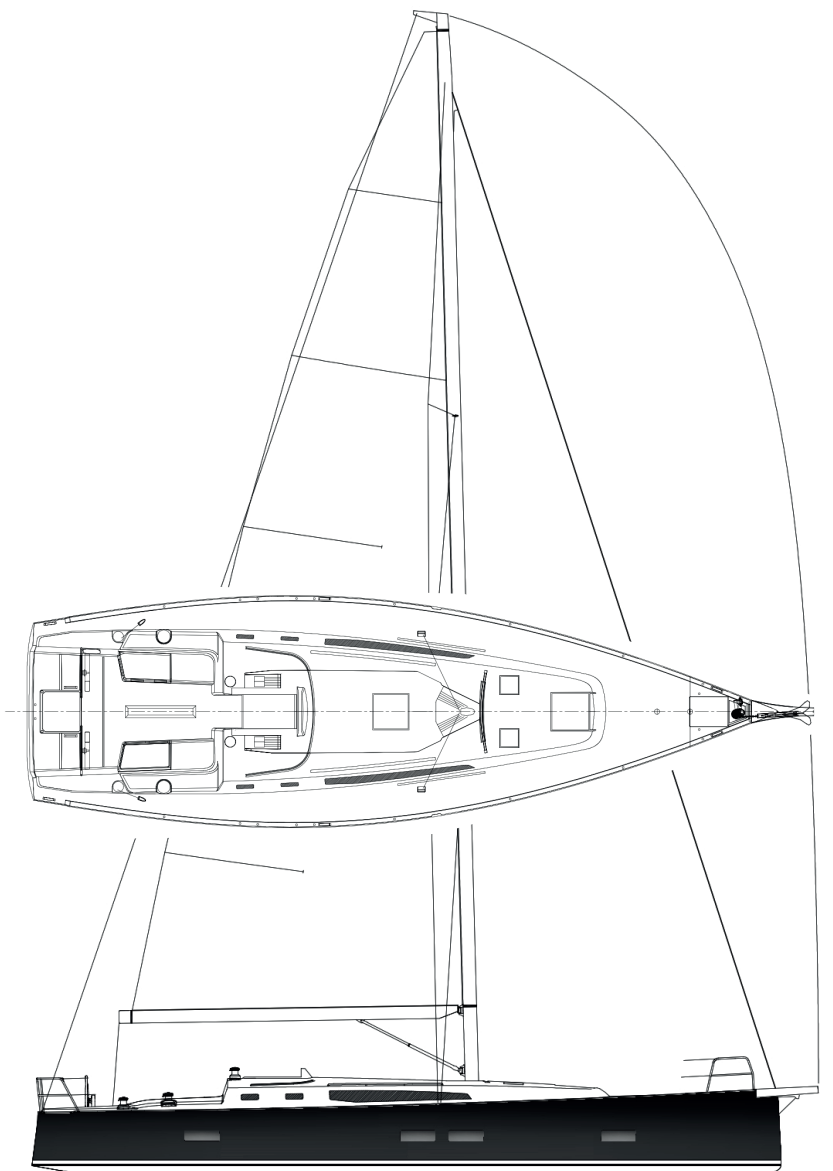




BUILT OFFSHORE TOUGH

The J/45 is built strong by J/Composites (in the Vendee region of France) utilizing the latest advanced composite resin infusion technology – twice as strong as hand-laid fiberglass boats. J/Composites was the first European shipyard to adopt SCRIMP infusion molding technology in the 90's and now has one of the world's most experienced infusion teams.





J/45 PRINCIPLE DIMENSIONS

DIMENSIONS	FT/LBS	M/KG
LOA	45.46	13.85
LWL	41.20	12.56
Beam	13.95	4.25
Standard Draft	7.60	2.32
Displacement	22,900	10,400
I	61.30	18.68
J	18.14	5.53
P	59.05	18.00
E	20.07	6.12
ISP	65.94	20.10
STL - Cruising ASYM	20.58	6.27
STL - Option ASYM	23.38	7.13

Designer: R. Alan Johnstone

